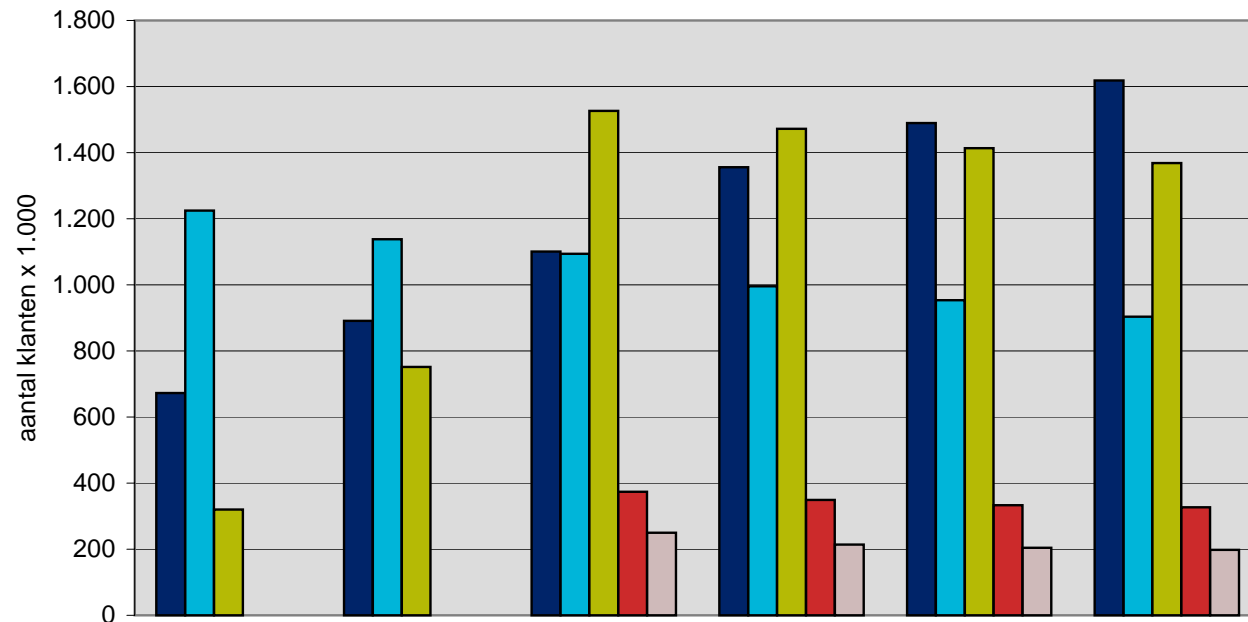
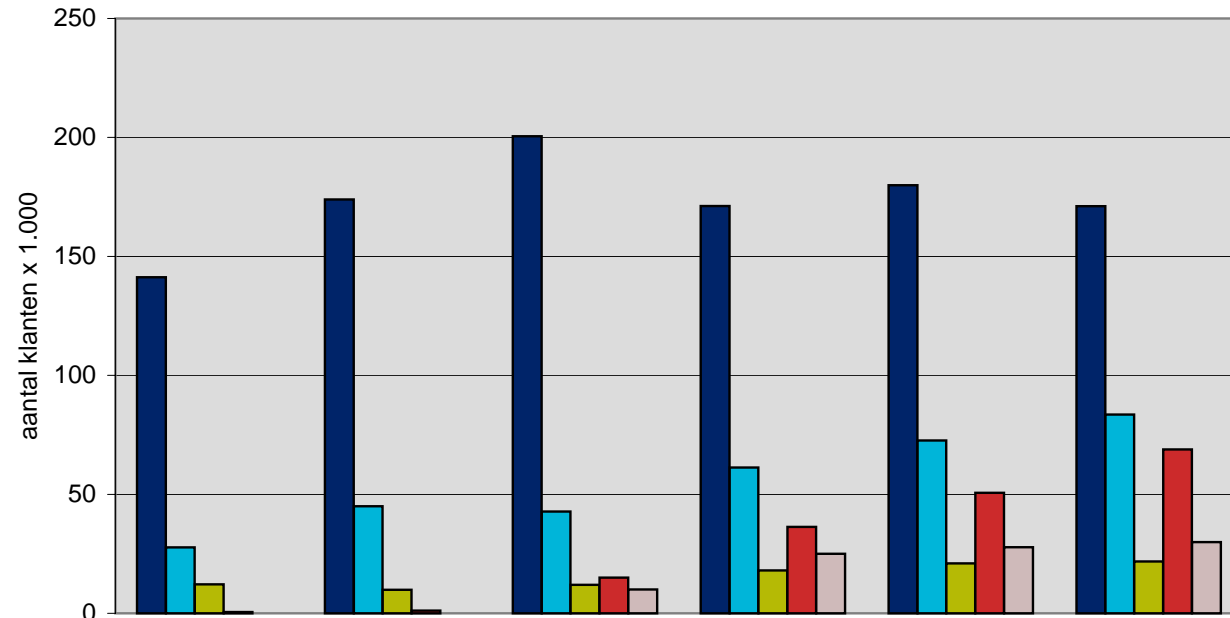


Multiplay: aantal dual, triple en quadruple play klanten (1)



	30-06-2006	31-12-2006	30-06-2007	31-12-2007	30-06-2008	31-12-2008	Verandering 08Q4/07Q4
■ Triple Play: Aantal klanten met (slechts) rtv + vaste telefonie + breedband bij één aanbieder	673	891	1.100	1.356	1.490	1.618	19,4%
■ Dual Play: Aantal klanten met (slechts) rtv + breedband bij één aanbieder	1.225	1.138	1.094	996	954	904	- 9,2%
■ Dual Play: Aantal klanten met (slechts) breedband + vaste telefonie bij één aanbieder	320	752	1.526	1.472	1.414	1.368	- 7,0%
■ Triple Play: Aantal klanten met (slechts) vaste en mobiele telefonie + breedband bij één aanbieder			374	349	333	327	- 6,4%
■ Dual Play: Aantal klanten met (slechts) vaste en mobiele telefonie bij één aanbieder			250	214	204	198	- 7,4%

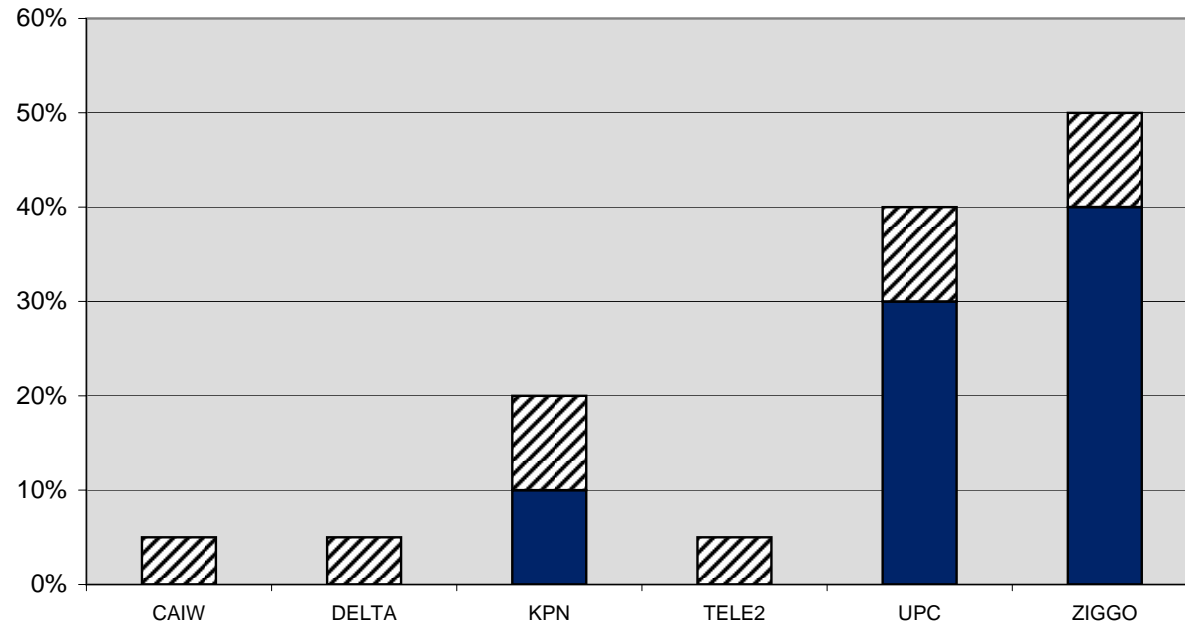
Multiplay: aantal dual, triple en quadruple play klanten (2)



	30-06-2006	31-12-2006	30-06-2007	31-12-2007	30-06-2008	31-12-2008	Verandering 08Q4/07Q4
■ Dual Play: Aantal klanten met (slechts) rtv + vaste telefontie bij één aanbieder	141	174	201	171	180	171	- 0,0%
■ Quadruple Play: Aantal klanten met rtv + vaste en mobiele telefontie + breedband bij één aanbieder	28	45	43	61	73	84	36,3%
■ Triple Play: Aantal klanten met (slechts) rtv + vaste en mobiele telefontie bij één aanbieder	12	10	12	18	21	22	20,9%
■ Dual Play: Aantal klanten met rtv + mobiele telefontie bij één aanbieder	1	1	15	36	51	69	89,8%
■ Dual Play: Aantal klanten met (slechts) breedband + mobiele telefontie bij één aanbieder			10	25	28	30	19,8%



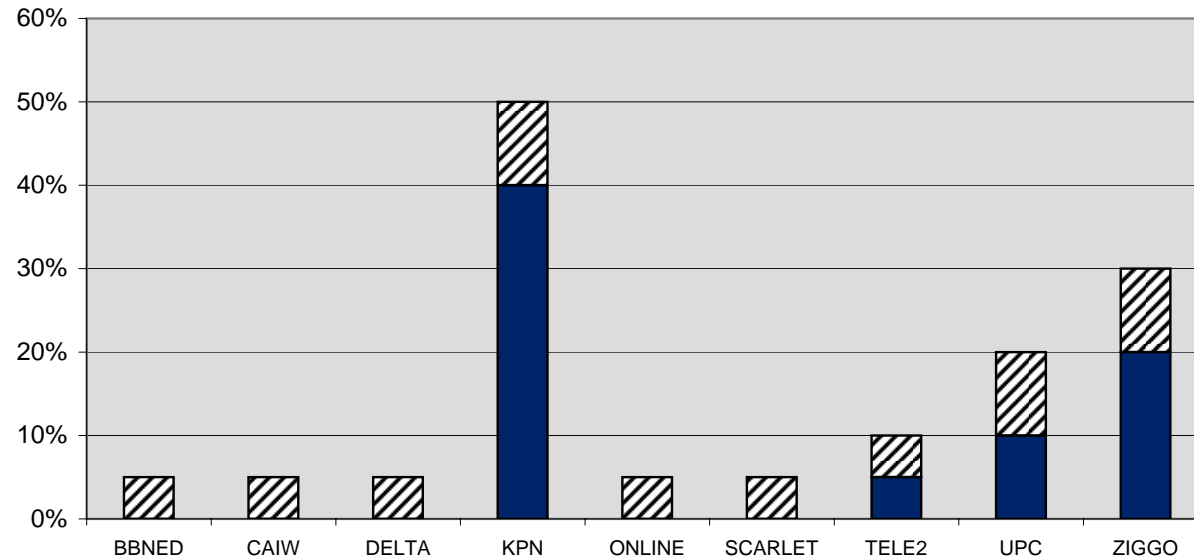
Multiplay: verhoudingen aanbieders voor klanten met (minimaal) rtv + vaste telefonie + breedband bij één aanbieder (2008Q4)



	30-06-2006	31-12-2006	30-06-2007	31-12-2007	30-06-2008	31-12-2008
@HOME	[10-20%]	[10-20%]	[20-30%]	[20-30%]	-	-
CAIW	[0-5%]	[0-5%]	[0-5%]	[0-5%]	[0-5%]	[0-5%]
CASEMA	[20-30%]	[10-20%]	[10-20%]	[10-20%]	-	-
DELTA	[0-5%]	[0-5%]	[0-5%]	[0-5%]	[0-5%]	[0-5%]
KPN	[10-20%]	[10-20%]	[10-20%]	[10-20%]	[10-20%]	[10-20%]
MULTIKABEL	[5-10%]	[5-10%]	[5-10%]	[5-10%]	-	-
TELE2	-	[5-10%]	[5-10%]	[0-5%]	[0-5%]	[0-5%]
UPC	[30-40%]	[30-40%]	[20-30%]	[30-40%]	[30-40%]	[30-40%]
VERSATEL	[5-10%]	-	-	-	-	-
ZIGGO	-	-	-	-	[40-50%]	[40-50%]



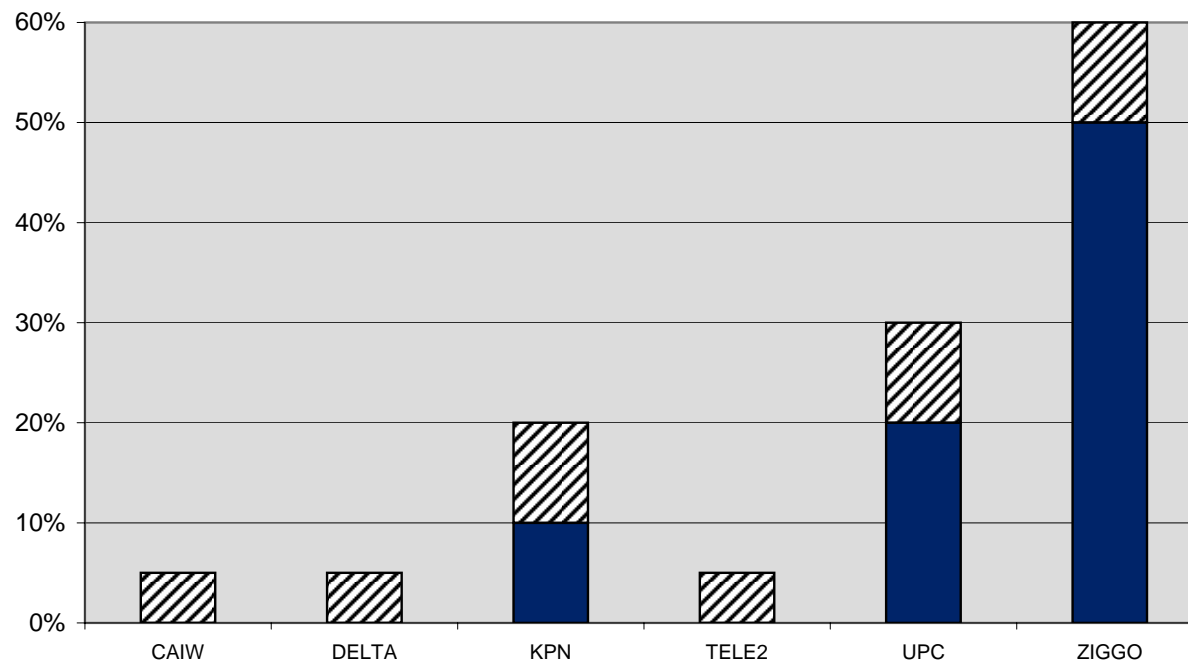
Multiplay: verhoudingen aanbieders voor klanten met (minimaal) breedband + vaste telefonie bij één aanbieder (2008Q4)



	30-06-2006	31-12-2006	30-06-2007	31-12-2007	30-06-2008	31-12-2008
@HOME	[5-10%]	[5-10%]	[5-10%]	[5-10%]	-	-
BBNED	[0-5%]	-	-	-	[0-5%]	[0-5%]
CAIW	[0-5%]	[0-5%]	[0-5%]	[0-5%]	[0-5%]	[0-5%]
CASEMA	[10-20%]	[10-20%]	[5-10%]	[5-10%]	-	-
DELTA	[0-5%]	[0-5%]	[0-5%]	[0-5%]	[0-5%]	[0-5%]
KPN	[20-30%]	[30-40%]	[50-60%]	[50-60%]	[40-50%]	[40-50%]
MULTIKABEL	[5-10%]	[0-5%]	[0-5%]	[0-5%]	-	-
ONLINE	[5-10%]	[5-10%]	[0-5%]	[0-5%]	[0-5%]	[0-5%]
SCARLET	[0-5%]	[0-5%]	[0-5%]	[0-5%]	[0-5%]	[0-5%]
TELE2	[0-5%]	[5-10%]	[5-10%]	[5-10%]	[5-10%]	[5-10%]
UPC	[20-30%]	[10-20%]	[10-20%]	[10-20%]	[10-20%]	[10-20%]
ZIGGO	-	-	-	-	[20-30%]	[20-30%]



Multiplay: verhoudingen aanbieders voor klanten met (minimaal) rtv + breedband bij één aanbieder (2008Q4)



	30-06-2006	31-12-2006	30-06-2007	31-12-2007	30-06-2008	31-12-2008
@HOME	[30-40%]	[30-40%]	[30-40%]	[20-30%]	-	-
CAIW	[0-5%]	[0-5%]	[0-5%]	[0-5%]	[0-5%]	[0-5%]
CASEMA	[20-30%]	[20-30%]	[20-30%]	[10-20%]	-	-
DELTA	[0-5%]	[0-5%]	[0-5%]	[0-5%]	[0-5%]	[0-5%]
KPN	[0-5%]	[5-10%]	[5-10%]	[5-10%]	[10-20%]	[10-20%]
MULTIKABEL	[5-10%]	[5-10%]	[5-10%]	[5-10%]	-	-
TELE2	[0-5%]	[0-5%]	[0-5%]	[0-5%]	[0-5%]	[0-5%]
UPC	[20-30%]	[20-30%]	[20-30%]	[20-30%]	[20-30%]	[20-30%]
ZIGGO	-	-	-	-	[50-60%]	[50-60%]